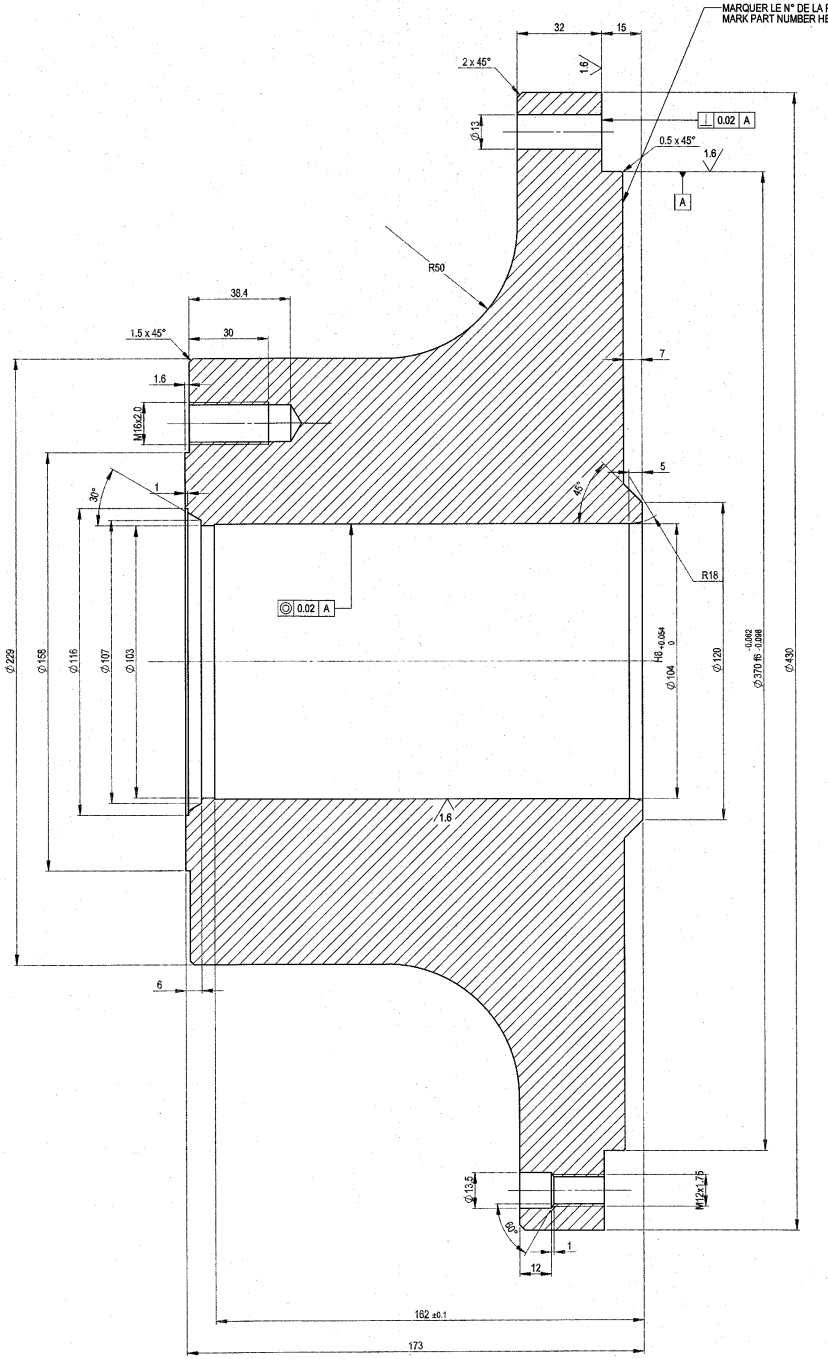

COUPE / SECTION A-A

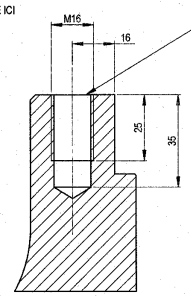

COUPE / SECTION B-B

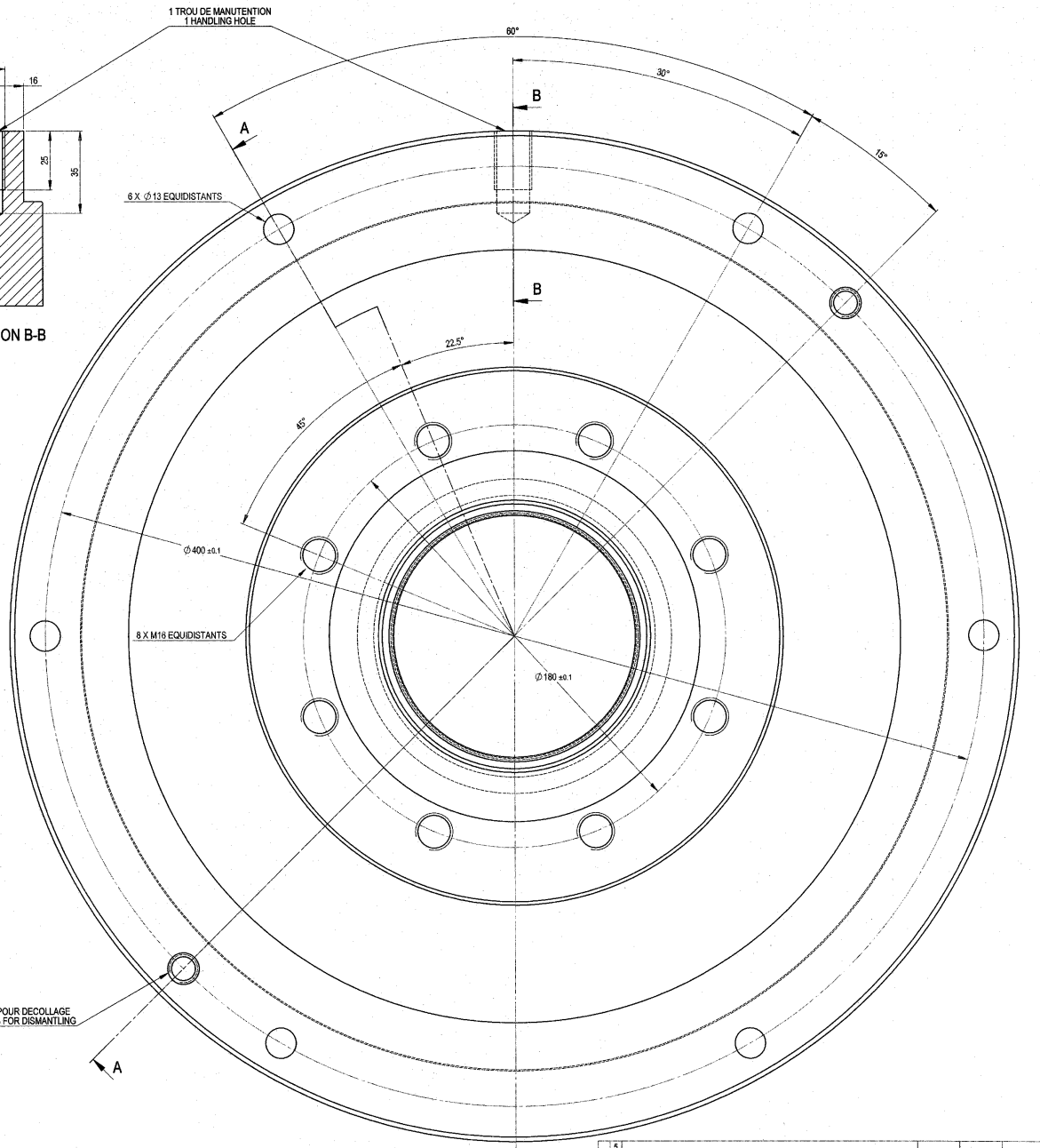

NOTA:
LE TUBE ALIMENTATION N° 34711 SE COMPOSE DE:
34709 BRIDE
34710 TUBE
NOTE:
THE FEED PIPE N° 34711 IS ASSEMBLY WITH:
34709 FLANGE
34710 PIPE

REV	DESCRIPTION	DATE	DRAWN	CHECKED
5				
4				
3				
2	AMC REMOVED	27/05/2016	M CONTY	
1	MODIFICATION POSITION TROU MANUTENTION / HANDLING HOLE POSITION MODIFICATION	28/02/2012	C. Grand	
0	FIRST ISSUE	15-10-02	AM Robert	

DIMENSIONAL TOLERANCING: Machining As 75 / As 11; Rule-Metal / Cast As 35 / As 15 — Max. chamfer on angle 0.5 x 45° — Roughness n in MICRONS — DIMENSIONAL TOLERANCING in Millimeters — NON SPECIFIED MACHININGS: roughness n = 3.2

ANDRITZ SAS
2-4 Avenue de l'Europe
78140 VELIZY VILLACOUBLAY - FRANCE -
ENVIRONMENT AND PROCESS TECHNOLOGIES

CLIENT :
FOLIO:
Mass (kg) : 75,41

BRIDE TUBE ALIMENTATION
FEED PIPE FLANGE
P/N: 34709 A | AST 21960

No.: 34709
Non tooled Part. No. :
MATERIAL :
SCALE : 1:1
MACHINE : D7 LL

This drawing constitutes confidential and proprietary information of ANDRITZ SAS. Any party accepting receipt of this drawing does so on the express understanding and agreement that it will neither copy, reproduce, disclose to third parties or use this drawing for any purpose other than those expressly agreed to by ANDRITZ SAS or one of its affiliates.